

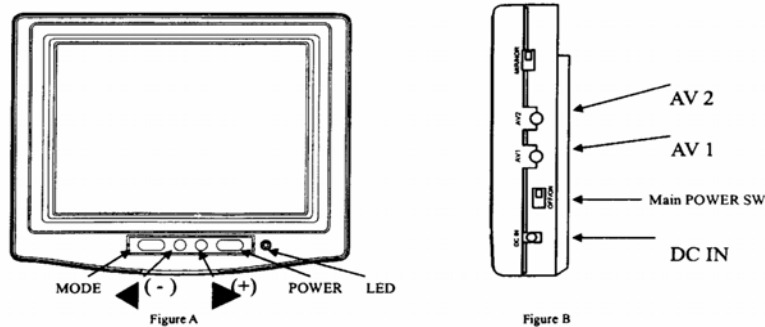
5.6" TFT LCD Service Monitor 56SM-AV

Operation Manual

Features:

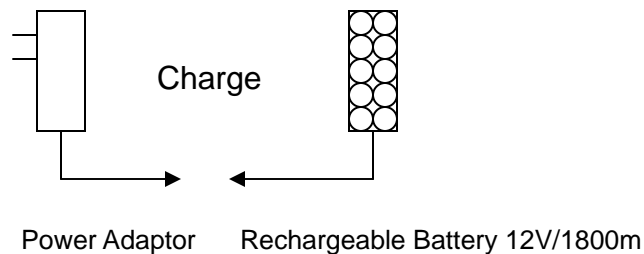
A, This Model, **56SM-AV** is controlled by O.S.D (On Screen Display) micro-computer to adjust Contrast, Brightness, Color, Tint, Volume and O.S.D Display position. Also with EEPROM that could save the original setting while power turn off.

B, **56SM-AV** sets up with power switch that could reverse right or left up or down car rear-audio switch, NTSC/PAL Auto switch, support AV1/AV2 double input, for variety use.



5.6" TFT LCD Service Monitor kit Included:

- One 5.6" TFT LCD Monitor
- One Power Adaptor / Transformer Output: 13V DC 800mA~ 1A with LED Light.
- One Leather Case (9.5 x 6 x 2.6)
- Two Belts for the Case
- Rechargeable Battery (10 Batteries Built in one pack)
- Two BNC Male to RCA Male Connector for Video
- One Power Code for Monitor & Rechargeable Battery Pack



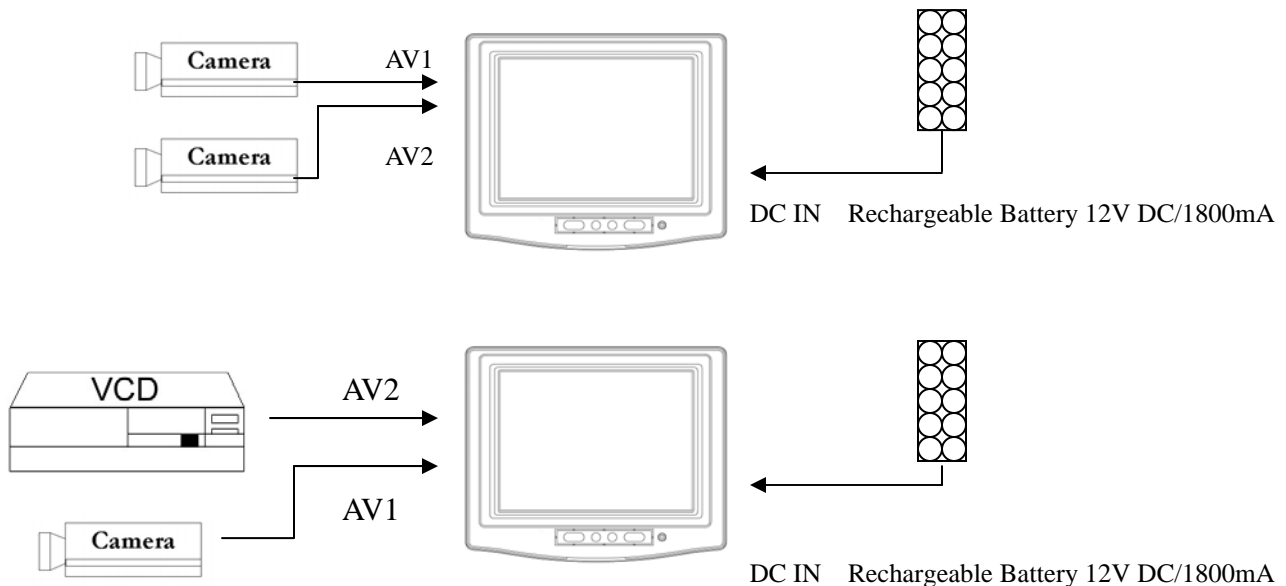
Note: For longer Battery Life. Please Do Not Change Your Battery, More than two hours each time. When battery full the LED light will be turn off. Note:

The charger adaptor is for purpose of charging, it cannot be used as a power source, and the Monitor will not work without Rechargeable battery.

Operation

- a) Connect Audio/Video cable into either AV1 or AV2 properly (see Figure A & B)
- b) Plug in DC 12V into DC jack
- c) Turn Main Power "On" & Press Power "On"
- d) Select ◀ AV1 or ▶ AV2 by press
- e) Press "Mode" to select Volume → Brightness → Contrast → Color → Tiny (NTSC only) → Mute → Mirror. Press ◀ or ▶ to adjust from 0 to 100(Mirror ON/OFF)
- f) To reset all setting: Switch off the LCD Monitor (Main Power must" OFF"), Press" Mode" And ◀ at the same time and Power" On" by the Main Power switch (on the side) then press "Mode" to access Factory, without doing any adjustment, Power OFF and ON again by press Main Power switch. The monitor is now reset to original factory setting.
- g) Auto Power Off: The monitor will automatically turn off when video lose for more than 3 minutes, please push "Power" again to turn on the monitor.
- h) The monitor is on Stand by Mode when Power is off, please shut the Main Power Off or disconnect the power cable when intend to stop using this equipment for period of the time.

Drawing of Wring Application



5.6" TFT LCD Service Monitor

Specification

Model	56SM-AV
Display	5.6" Color TFT LCD
Number of dots	960(W) x 234(H)
Display Area	113.28(W) x 84.708(H)
Dot Pitch	0.118(W) x 0.362(H)
System	NTSC/PAL(auto-switch)
Back Light	CCFL
Viewing angle	Left/Right:+45deg.(H) Top/Bottom:+10/30deg(V)
Response Time	Tr: 15 ms max. Tf: 20ms max
Input Signal	1.0Vp-p=composite at 75
Rechargeable Battery	12V DC / 1800mA
Power Source	12v DC 800mA ~ 1A
Operating Temperature	0°C ~ 60°C
Storage Humidity	-25°C ~ 80°C
Power Consumption	7.0W
Dimension (mm)	152(W) x 105.6(H) x 38.6(D)
Weight	468+10g max.

Note: For longer Battery Life. Please Do Not Change Your Battery, More than two hours each time. When battery full the LED light will be turn off. Note:

The charger adaptor is for purpose of charging, it cannot be used as a power source, and the Monitor will not work without Rechargeable battery.

