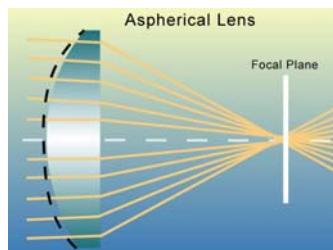
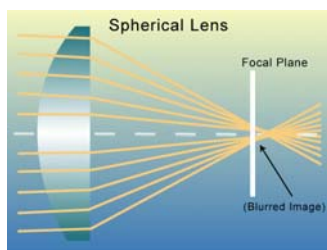




SHM-755AII
 SHM-755AIP
 SSM-742AII
 SSM-742AIP



TRUE
 DN



Daytime Mode
 (> 7 LUX)



Nighttime Mode
 (< 4 LUX)

- 1/3" Sony Super HAD CCD
- 550 TV Lines SHM-755AII
420 TV Lines SSM-742AII
- 10 IR LED
- 3.8mm~9.0mm Aspherical Vari-Focal Lens
Auto Iris IR D/N Lens - Made in Japan
- Indoor IR LED up to 40ft
- 0 Lux / IR LED On @ 4 Lux
- Outdoor IR LED can switch to "off"
- Mechanical IR Cut Filter
- 12V DC

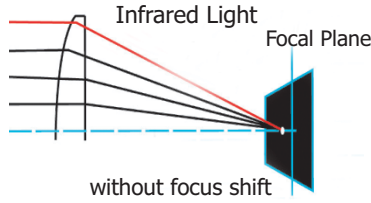
True Day & Night Series

IR Camera


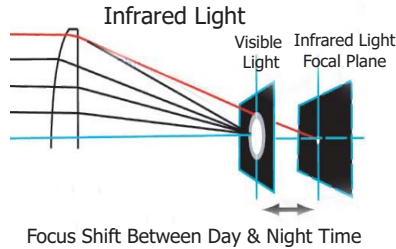
True Day & Night = Mechanical IR Cut Filter Switching

AII = Auto Iris IR Day & Night Lens

IR Day / Night Lens



Normal Lens



SPECIFICATIONS

CE FC Made in Taiwan

Model	SHM-755AII	SHM-755AIIP	SSM-742AII	SSM-742AIIP
TV System	NTSC	PAL	NTSC	PAL
Image Sensor	1/3" Sony Super HAD CCD			
DSP	Sony HQ-1		Sony	
Resolution	550 TV Lines		420 TV Lines	
Picture Elements	811(H) x 508(V)	795(H) x 596(V)	537(H) x 505(V)	537(H) x 597(V)
Synchronization	Internal			
Minimum Illumination	0.45 Lux @ F1.2 (Controlled by a CDS sensor)			
Signal to Noise Ratio	More than 48 dB (AGC off)			
Auto Gain Control	ON/OFF Switchable			
F.L. (Flicker Less)	ON/OFF Switchable			
Auto Electronic Shutter	ON/OFF Switchable			
Back Light Compensation	ON/OFF Switchable			
Auto White Balance	AWB		ATW	
Day/Night Switching	Mechanical IR Cut Filter			
IR LED	Built-in 10 IR LED			
IR Distance (Indoor)	Up to 40ft / 12m			
Lens	3.8mm~9.0mm Aspherical Vari-Focal Lens, Auto Iris IR D&N Lens – Made in Japan			
Power Supply	12V DC			
Dimensions	55mm(W) x 47mm(H) x 140mm(L)			
Weight	300g			

DIMENSIONS

*Specifications and appearance are subject to change without notice

